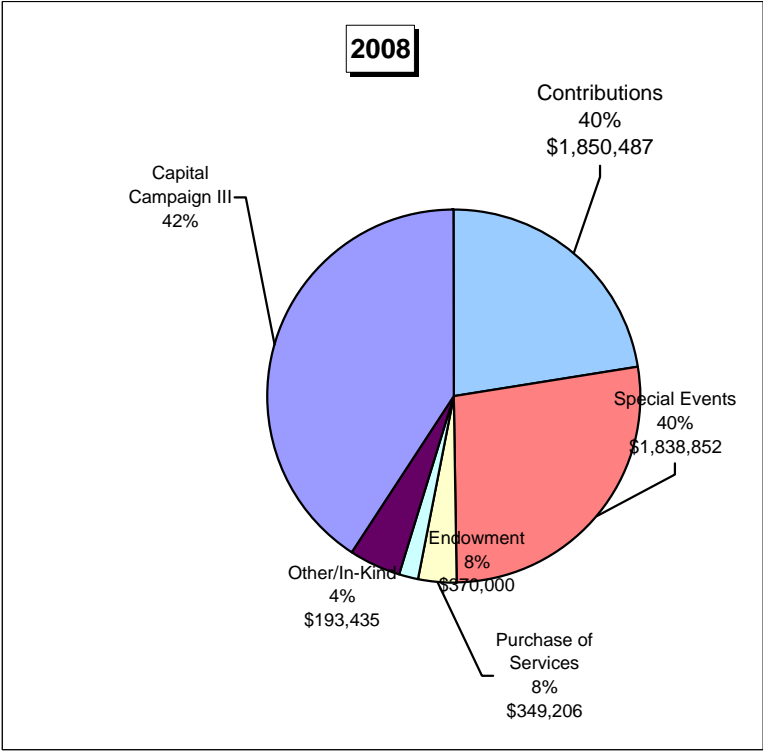


Boys and Girls Country of Houston, Inc.

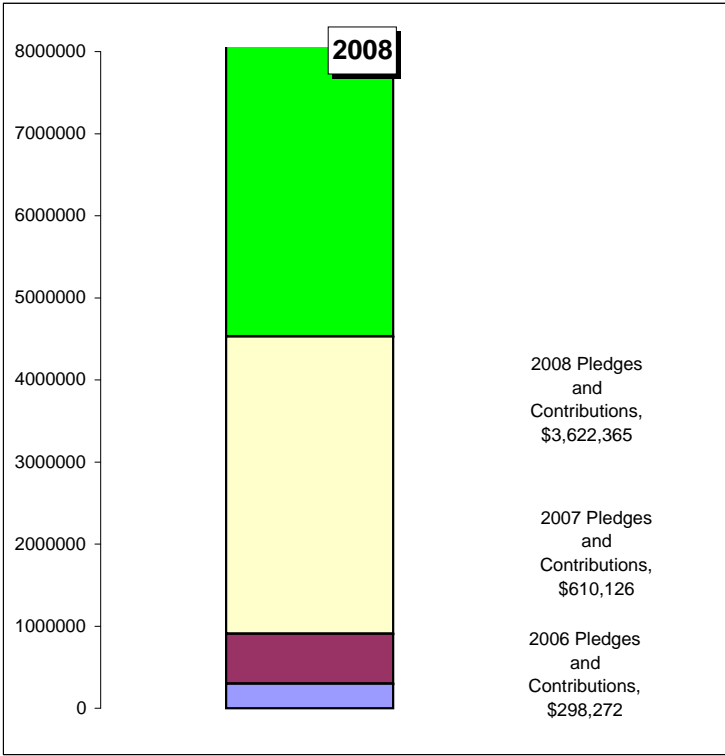
Operating Revenue



Operating Revenue for 2008: \$8,786,415

Boys and Girls Country of Houston, Inc.

Capital Campaign

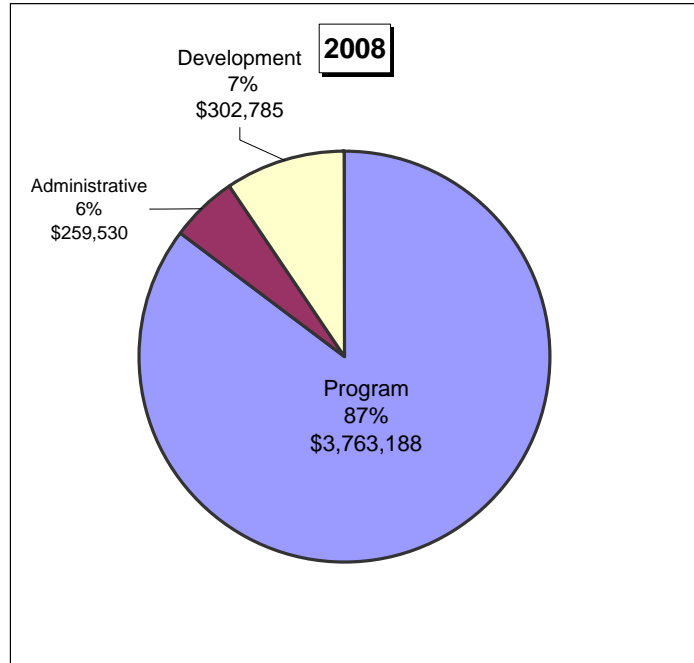


Total Capital Campaign Revenue for 2008: \$3,622,365

Total Revenue
 Total Expenses
 Changes in Net Assets from Operations
 Increase in Net Assets - Capital Campaign III
 Increase in Operating Net Assets

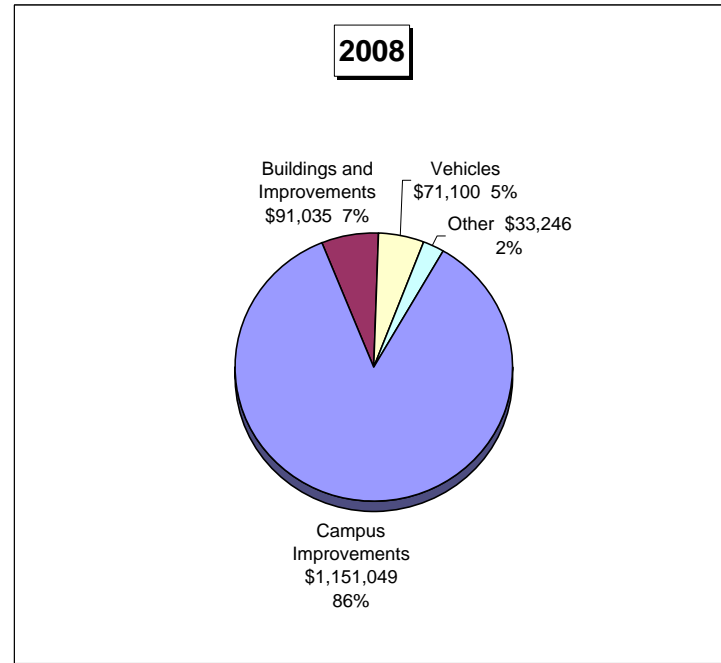
\$ 8,786,415
5,019,615
<hr/> 3,766,800
3,572,938
<hr/> <hr/> \$193,862

BOYS AND GIRLS COUNTRY OF HOUSTON, INC.
OPERATING EXPENSES



Operating Expenses for 2008: \$5,019,615

BOYS AND GIRLS COUNTRY OF HOUSTON, INC.
CAPITAL EXPENDITURES



Capital Expenditures for 2008: \$1,346,430

Total Revenue	\$ 8,786,415
Total Expenses	<u>5,019,615</u>
Changes in Net Assets from Operations	3,766,800
Increase in Net Assets - Capital Campaign III	<u>3,572,938</u>
Increase in Operating Net Assets	<u>\$193,862</u>