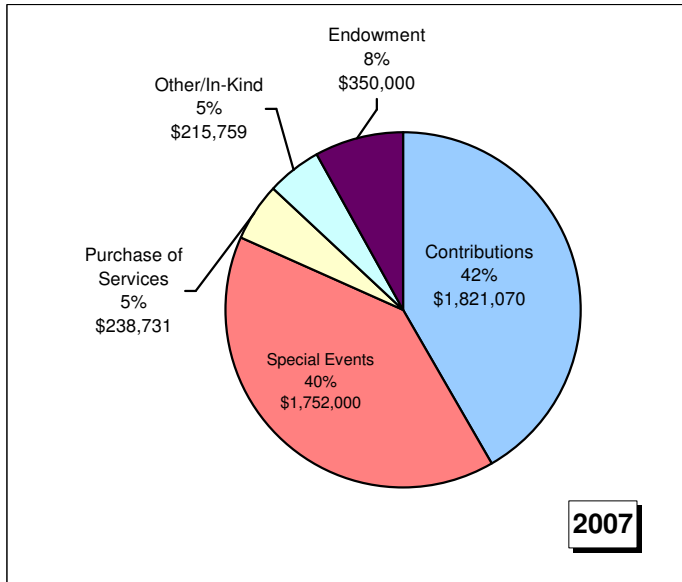


Boys and Girls Country of Houston, Inc.

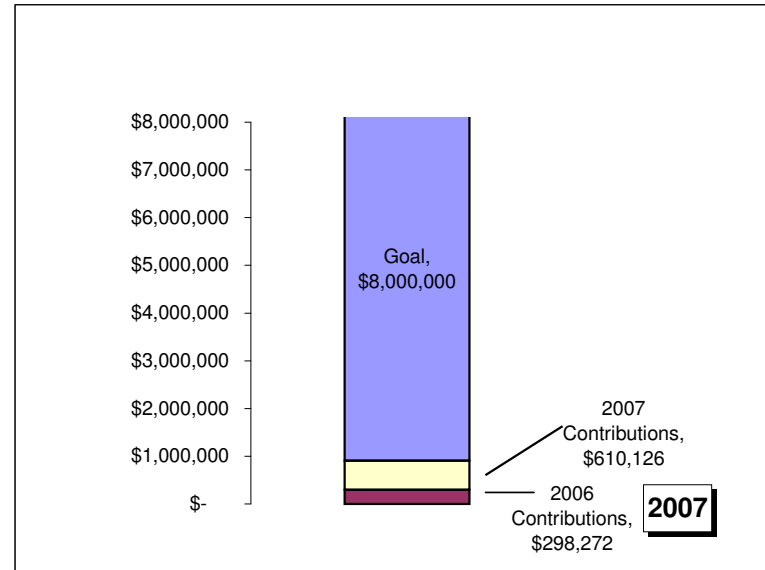
Operating Revenue



Operating Revenue for 2007: \$4,377,560

Boys and Girls Country of Houston, Inc.

Capital Campaign



Total Capital Campaign Revenue for 2007: \$610,126

Total Revenue* \$ 4,987,686

Total Expenses* \$ 4,924,011

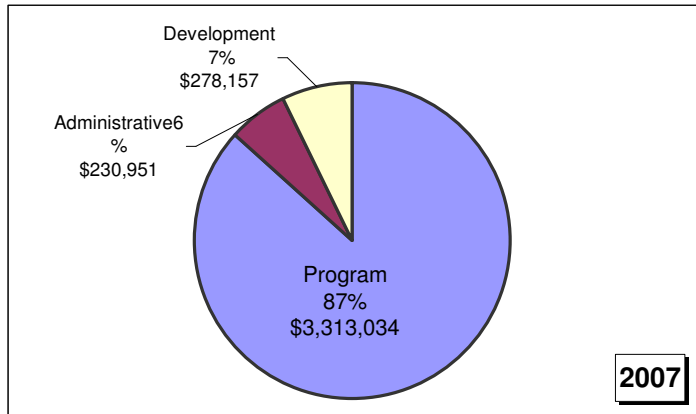
Reserve \$ 63,675

* Includes operating and capital

Based on December 31, 2007 Financials

BOYS AND GIRLS COUNTRY OF HOUSTON, INC.

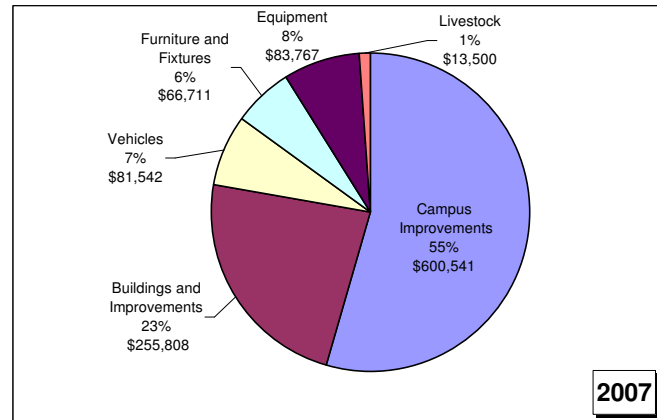
OPERATING EXPENSES



Operating Expenses for 2007: \$3,822,142

BOYS AND GIRLS COUNTRY OF HOUSTON, INC.

CAPITAL EXPENSES



Capital Expenditures for 2007: \$1,101,869*

*Capital expenditures include Capital Campaign and Capital Operating expenses

Total Revenue*	\$ 4,987,686
Total Expenses*	\$ 4,924,011
Reserve	\$ 63,675

* Includes operating and capital

Based on December 31, 2007 Financials